


# ECO360 BIO-ENHANCED PIR INSULATION

## Sarking Warm Roof Construction

### ECO/MA (SARKING)



---

Enhanced performance  
as low as 0.020 W/mK

---

Halogen free

---

Bio-degradable packaging

---

Suitable for pitched roofs



**ECO360** BIO-ENHANCED  
PIR INSULATION

# Sarking Warm Roof Construction

**ECO/MA (SARKING)**

Bio-enhanced, superior performance PIR insulation suitable for Sarking Warm Roof construction. **ECO360 MA**, with a thermal conductivity as low as 0.020 W/mK, in a sarking warm roof application offers an environmentally conscious solution which provides improved detailing, speed of installation and a uniform plane to accommodate more efficient detailing.

This bio-enhanced insulation is lightweight, easy to install and combines high compressive strength with low thermal conductivity, providing a high performance solution for roof insulation.

ECO360 MA is halogen free and the product packaging is bio-degradable while the overall packaging content has been reduced significantly.

**Benefits**

- Bio-enhanced PIR insulation
- Enhanced performance as low as 0.020 W/mK
- Halogen free
- Bio-degradable packaging
- Suitable for pitched roofs

**Specification Clause**

The pitched roof Sarking insulation shall be ECO360 MA Sarking manufactured to EN 13165 by Unilin Insulation, comprising a rigid modified Polyisocyanurate (PIR) core with textured robust low emissivity foil facings. The ECO360 MA \_\_\_mm with a declared Lambda value as low as 0.020 W/mK to achieve a U value of \_\_\_ \_W/m<sup>2</sup>K for the roof element. To be installed in accordance with instructions issued by Unilin Insulation.


Refer to NBS clause P10 140, K11 695, K11 55.

**Thermal Resistances**

Thickness (mm)	R-Value (m <sup>2</sup> K/W)
100	5.0
125	6.25
150	7.5

**Resistance 'R' Values**


The resistance value of any thickness of Unilin insulation can be ascertained by simply dividing the thickness of the material (in metres) by its agrément declared lambda value, for example: Lambda 0.020 W/mk and thickness 100mm -> 0.100/ 0.020 -> R-Value = 5.0. In accordance with EN 13165, R-Values should be rounded down to the nearest 0.05 (m<sup>2</sup>K/W).





ROOFS

## ECO/MA (SARKING)



1. ECO/MA offers a practical on-site solution that results in a more robust continuous layer of insulation, minimising the threat of Thermal Bridging and improving the overall U-Value of the roof.
2. Detailing with breather membranes and vapour control membranes can be more accurately achieved with insulation in a single plane. Adding an additional layer of Unilin ECO/MA between the counter battens minimises fixing length and improves the overall U-Value of the roof.

### ECO/MA

Length (mm)	2400
Width (mm)	1200
Thickness (mm)	100, 125, 150

### Property & Units

Thermal Conductivity	0.020 (W/mK)
Compressive Strength	>150 (kPa)
Reaction to Fire	NPD

Unilin Declaration of Performance (DoP) for this product is available for download from our website.

## Typical U-Values

### Build up:

- Tiles
- Battens
- Breathable membrane
- ECO MA over rafters
- ECO MA between rafters
- Air layer between rafters (Low Emissivity)
- Vapour control layer
- Plasterboard
- Plaster skim

	Thickness Between (mm)	Thickness Over (mm)	Rafter Centres	
			400mm	600mm
Thickness (mm)	100	100	0.12	0.11
	100	125	0.1	0.1
	100	150	0.1	0.09
	125	100	0.1	0.1
	125	125	0.09	0.09
	125	150	0.08	0.08
	-	150	0.13	0.13

**Note:** U-Values are indicative only. Please contact our technical department for a calculation suited to your specific project.

# INSTALLATION GUIDELINES

## ECO/MA (SARKING)


### Warm Roof

1. Ensure cavity wall insulation has continued to roof height to meet with the roof insulation.
2. Fix a treated timber stop rail to the end of the rafter at the eaves.
3. Lay ECO/MA Sarking over the rafters ensuring the boards are fully engaged and positioned in a staggered pattern. Joints should be fully supported by rafters. Fill any gaps with expanding foam. Use large headed clout nails to hold boards temporarily in place until they are secured by the counter battens.



4. Fix 38mm x 50mm counter battens with approved helical type fixings through the ECO/MA Sarking into the rafter. The amount of fixings is determined by the fixing manufacturer who can also provide wind load calculations.
5. A breathable sarking membrane should be fitted; refer to manufacturer's Agrément certification. Ventilation may have to be provided subject to that certification and minimises the risk of interstitial condensation forming on the underside of the membrane. Providing an unventilated void under the membrane can improve the thermal performance.
6. Secure 50mm x 25mm tiling battens through the counterbatten and ECO/MA Sarking to the rafter.

7. If an additional layer of insulation is required, ECO/MA Sarking can be fixed between the rafters.



8. Cut ECO/MA Sarking with fine toothed saw to fit tightly between rafters, flush with the top of the rafter. Allow slight oversize of cut to achieve 'friction fit' and seal any gaps with expanding foam.
9. Provide a separate vapour control layer to the warm side of the insulation.
10. Finish with plasterboard fixed with drylining screws. Screw fix every 150mm, 12mm from edge of boards, ensuring a minimum 25mm penetration into the rafter or alternatively follow plasterboard manufacturer installations guidance.

## HANDLING, CUTTING & STORAGE

Unilin insulation should be stored off the ground, on a clean, flat surface and must be stored under cover. The polythene wrapping is not considered adequate protection for outside exposure. Care should be taken to protect the insulation in storage and during the build process.

The insulation boards can be readily cut using a sharp knife or fine toothed saw. Ensure tight fitting of the insulation boards to achieve continuity of insulation as asked for within the ACDs. Appropriate PPE should be worn when handling insulation. Please refer to Health & Safety data sheets on our website.

The boards are wrapped in bio-degradable film and each pack is labelled with details of grade/type, size and number of pieces per pack.

### Durability

Unilin Insulation products are stable, rot proof, provide no food value to vermin and will remain effective for the lifetime of the building, depending on specification and installation. Care should be taken to avoid contact with acids, petrol, alkalis and mineral oil. When contact is made, clean materials in a safe manner before installation.





# Expect more Knowledge

Unilin Insulation, formerly Xtratherm, is one of the UK's largest manufacturers and suppliers of insulation. We have a 20-plus year history of working in partnership with construction professionals to close the gap between design and as-built performance.

Higher standards of fabric performance call for greater adherence to best practice detailing. To achieve this and to 'close the gap' between design and build, we provide a dedicated Technical Team, all qualified to the highest standards of competency in U-Value calculation and condensation risk analysis.

#### Here to support you

- BRE listed Thermal Bridging Detailing
- BRE Trained Modelling
- BBA/TIMSA calculation competent
- Warranted Calculations available
- Immediate technical response
- SAP Qualified
- Insulation systems to deliver real onsite performance

#### Get in touch

T: +44 (0) 371 222 1055 E: [info.ui@unilin.com](mailto:info.ui@unilin.com) [unilininsulation.co.uk](http://unilininsulation.co.uk)

**FREE**  
One-to-one  
advice



**Unilin Insulation UK Ltd**  
Park Road, Holmewood  
Chesterfield, Derbyshire  
United Kingdom  
S42 5UY

**t.** +44 (0) 371 222 1033  
**e.** info.ui@unilin.com

**unilininsulation.co.uk**

### **The Sustainable Solution**

Specifying Unilin Insulation is a real commitment to minimising energy consumption, harmful CO<sub>2</sub> emissions and their impact on the environment. Using our products is one of the most effective ways to reduce energy consumption – in fact, after just eight months the energy they save far outweighs the energy used in their production. In addition, our manufacturing facilities operate to an ISO 14001 certified Environmental Management System.

### **Environmental Product Declaration (EPD)**

An Environmental Product Declaration or EPD for a construction product indicates a transparent, robust and credible step in the pursuit and achievement of real sustainability in practice, it is a public declaration of the environmental impacts associated with specified life cycle stages of that product. Unilin EPDs have been independently verified in accordance with EN 15804+A2:2019 and ISO 14025 accounting for stages of the LCA from A1 to A3, with options A4-A5 and modules C1-C4 and D included. The process of creating and EPD allows us to improve performance and reduce resource wastage through improvements in product design and manufacturing efficiency. They play a crucial role in manufacturing and construction and are increasingly asked for by industry.

### **EPDs and BREEAM**

BREEAM is primarily trying to encourage designers to take EPDs into consideration when specifying products. BREEAM requires EPDs to be verified by a third-party. For the Mat O2 category, points are awarded based on whether EPDs are generic, manufacturer-specific, or product-specific. Non 3rd party verified EPDs to EN 15804 cannot be accepted. All of Unilin EPDs are externally verified.

### **Responsible Sourcing**

Unilin has BES 6001 certification for responsible sourcing. The second BREEAM credit under that category is based on responsibly-sourced materials – at least 80% of the total insulation used in roofs, walls, ground floors and services must meet any of tier levels 1 to 6 in the BREEAM table of certification schemes. Our Environmental Management System is certified under EN ISO 14001, and our raw materials come from companies with similarly certified EMS (copies of all certificates are available for BREEAM assessments). This level of responsible sourcing meets tier level 6 in the BREEAM table.

Good workmanship and appropriate site procedures are necessary to achieve expected thermal and airtightness performance. Installation should be undertaken by professional tradespersons. The example calculations are indicative only, for specific U-Value calculations contact Unilin Insulation Technical Support. Unilin technical literature, Agrément certifications and Declarations of Performance are available for download on the Unilin Insulation website. The information contained in this publication is, to the best of our knowledge, true and accurate at the time of publication but any recommendations or suggestions which may be made are without guarantee since the conditions of use are beyond our control. Updated resources may be available on our websites. All images and content within this publication remain the property of Unilin Insulation.



**ISO 45001** Occupational Health & Safety Management Systems

**ISO 9001** Quality Management Systems

**ISO 14001** Environmental Management Systems